




ViLX-OSB

Type B Outstation

All Lexicomm Emergency Voice Communications Systems (EVCS) are designed to comply fully with the requirements of BS5839-9:2011 for use as a fire telephone system (FT), disabled refuge system (DRS) or as a combined system when both fire telephones and disabled refuge call points are required.



Key Features:

- ◇ Fits standard double Socket Back Box (86mm x 146mm).
- ◇ Hands free full duplex operation
- ◇ High volume ringer
- ◇ Red status LEDs in Call Button
- ◇ Green flashing Call Button for location
- ◇ Flush or surface mount
- ◇ Fully Monitored to BS5839-9:2011
- ◇ Braille enhanced Call Button
- ◇ Stainless Steel as standard

An EVCS is a fixed, secure, bi-directional, full duplex voice communication system to assist fire fighters during emergencies in high rise buildings or large sites where radio communication cannot be guaranteed to work due to interference from the fire corona.

BS5839-9:2011 covers the design, installation and operation of fire telephones and disabled refuge systems in buildings, and where both systems are fitted to a building, the standard specifies these should form a single system.

The ViLX-OSB is a type B EVCS outstation compatible with the Lexicomm standalone and network systems.

The outstation is supplied with a brushed stainless finish and a green flashing button to aid location. The ability to use a standard 'MK' double gang back box means only one type of panel is required for flush and surface installations reducing stocking requirements.



ViLX-OSB

Type B Outstation



Suitability

The ViLX-OSB is a Type B outstation as defined in BS5839-9:2011, and is designed to be used by the public as a disabled refuge call point.

Type B outstations should be placed in disabled refuge locations as described in Building Regulations Approved Document B and BS9999:2008.

Mounting The Unit

The ViLX-OSB is not supplied with a back-box as it can be used with any "MK" style double back-box over 25mm deep. To accept cable glands the back box needs to be 35mm deep) including metal clad surface types and plastic plasterboard liner boxes. The unit should be mounted at a height of 900mm to 1200mm from the centre line to the finished floor level to comply with the requirements of Building Regulations Document M (Access for the Disabled).

When flush mounting use the backbox manufacturers recommended cut out.

Once the outstation is mounted the supplied sign should be placed adjacent to the outstation to give instructions and identify the point.

Technical Specification

Physical

Height	146mm
Width	86mm
Depth	22mm
Weight	400 g
Material	Stainless Steel/ Acrylic
Finish	Brushed

Outstation Cables

Type	Standard* Fire Resistant
Cores	2 core 1.5mm Screened
Distance	500m

Standards Compliance


EMC	EN55103-1, EN55103-2
LVD	EN60950
Product Family	BS5839-pt9, BS9999

Part Numbers

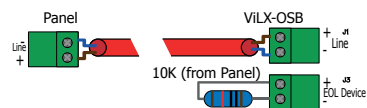
Outstation	Part ViLX-OSB
------------	---------------

*Refer to BS5839-9:2011 for exceptions

Mounting



Connections



All information is believed to be correct at time of printing E&OE. VOX Ignis operates a policy of continuous improvement; always confirm specification details before purchase.

Designed and manufactured in the North East of England by VOX Ignis Limited, registered in England 8892407. North East Business & Innovation Centre, Enterprise Park East, Sunderland, SR5 2TH, UK.

